
College 101 Night

— Nuts and Bolts of Applying to College —

Counselors:

Allison Hong (A-D)

Tanya Benvenuti (E-K)

Brad Serka (L-Q)

Julie Petterson (R-Z)

Goals for Tonight

- Help students and their families to understand the college application process and how to apply.
- Provide information on ways to pay for college through financial aid and scholarships.
- Students and families will gain knowledge about college application process to successfully navigate through it.

Does your student know what he or she needs to graduate?

If you aren't sure or if your student is behind on credits, they should make an appointment with their counselor.





Here we go!

Naviance is a great resource!



Account

 mountlakeths

User Name



Password



Remember me

[I forgot my password](#)

Sign In

A promotional banner for the Hobsons Counselor Community. It features a background image of two people talking. The text is overlaid on the image. At the top right, it says "ARE YOU IN?". Below that, in large white font, is "Hobsons Counselor Community". Underneath, in smaller white font, it says "provides information and the ability to connect with colleagues at secondary and postsecondary institutions. Plus, it's where you can access RepVisits!". At the bottom, there is a red rounded rectangular button with white text that says "CREATE YOUR PROFILE TODAY".

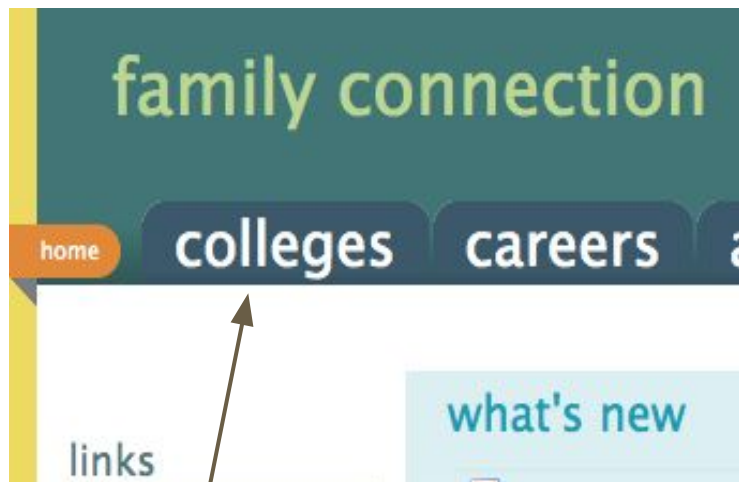
ARE YOU IN?

Hobsons Counselor Community

provides information and the ability to connect with colleagues at secondary and postsecondary institutions. Plus, it's where you can access RepVisits!

CREATE YOUR PROFILE TODAY

Upcoming College Visits



Click here

Upcoming college visits

- 09/11/17 Georgetown University [details »](#)
- 09/12/17 University of Missouri Columbia [details »](#)
- 09/12/17 Goucher College [details »](#)

[view all upcoming college visits](#)

Then here

Choosing a College

We recommend you:

- Visit with College reps in the Career Center
- Use the Naviance “College Supermatch” tool to identify potential colleges
- Criterias to consider: Tuition, location, majors, private or public school, school size, special services, etc.
- Visiting colleges is crucial!

Completing the Application

Timeline:

Early Decision, Early
Action and Priority
Deadlines

National Notification
Deadline

FAFSA available for
completion

Most application
deadlines

* Check college websites for deadlines

October 1

November 1-15

December/January

May 1



Step One - The Application

Complete the application online

- Applications can be found on the Admissions page of college websites
- Look for an application checklist that will include what needs to be submitted to complete the application (*i.e. test scores, letters of recommendation, essay*)

When asked how many years of a subject your student has completed:

two semester of a subject = one year

For example:

Biology	2 semester = 1 year
Physical Science	2 semester = 1 year
Chemistry	2 semester = 1 year
Zoology	1 semester = .5 year

= 3.5 years of science

A Note About Math:

Students are often asked on applications to indicate the math courses they have taken, but there are no spaces for Integrated Math.

Integrated 1 = Algebra I

Integrated 2 = Geometry

Integrated 3 = Algebra II

Integrated 4 = Pre-Calculus

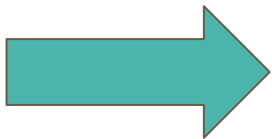
(Ignore the line for Trigonometry)

The Common Application www.commonapp.org

Accepted at more than 700 colleges (mostly private schools)

Saves you time if you are applying to multiple Common App schools

Your student will need to link their application to Naviance by electronically signing the FERPA agreement in their Common App. account.



Make sure any teachers writing you letters of recommendation know that you are using the Common Application as there is an additional form they need to complete in Naviance

University of Washington- Seattle

Uses Coalition application (Coalition for Access, Affordability, and Success)

To apply, applicant needs to

1. Create your Coalition Account (<https://mycoalition.org/>)
2. Add UW to your College List
3. Opt-in to share your contact information with UW
4. Complete the Coalition Profile (80% of the application)
5. Complete the UW Questions (20% of the application)
6. Pay the application fee (fee waived if on free/reduced lunch)
7. Have test scores sent from testing agency (SAT/ACT)

Application deadline for UW Seattle is November 15th!

Step Two - The Admission Essay

If your application requires an essay, follow the directions and make sure you answer the question(s).

Proof your writing.

Be authentic! Don't write about what you think they want to hear.

“Students always ask me, ‘What would you like to see in an essay?’ And my answer is that it’s not what I want to see. It’s what you want to tell us.”

- Amy Abrams, Dean of Admission, Sarah Lawrence College

Step Three - Letters of Recommendation

Usually only required by private schools

1. Ask your recommenders and counselor **in person**
2. Give 3 weeks' notice with completed "Counselor/Teacher Letter of Recommendation Request Form". You can find this posted on Naviance.
3. In Naviance, under the college tab, scroll below the list of colleges and locate the Teacher Recommendations section, select your teacher's name and enter a personal message
4. Click "Update Request" at bottom of screen
5. Schools are most interested in seeing letters from teachers of core subjects: English; Math; Science; Social Studies; World Language

Counselor Letter of Recommendation

Required by *some* colleges

Complete “Counselor/Teacher Letter of Recommendation Request Form”

- ★ Letter of Recommendation Request Form is posted in Naviance and counseling dept website.

Must give 3 weeks notice - good letters require considerable time.

Letters of recommendation are confidential!

Do not ask more than 2-3 teachers and allow 3 weeks for completion

The teacher writes the letter and will upload an electronic copy to the student's Naviance account.

Your student's counselor can advise which letter(s) might be helpful to their application.

Are letters ready?

Check Naviance!

The screenshot shows the top navigation bar of the Naviance website with tabs for 'home', 'courses', 'colleges', and 'careers'. Below the navigation is a search bar for colleges with a 'Go' button and a link to 'MORE SEARCH OPTIONS >>'. To the right is a 'my colleges' section with links for 'colleges I'm thinking about', 'colleges I'm applying to', and 'letters of recommendation'. Below the search bar is a 'resources' section with links for 'transcripts' and 'test scores'.

Letters of recommendation

Your Requests

If you have requests for letters of recommendation, you can track the most recent status here.

Recommendation For	Deadline	Recommender(s)	Status
All Applications	See applications	Mark Johnston	Submitted

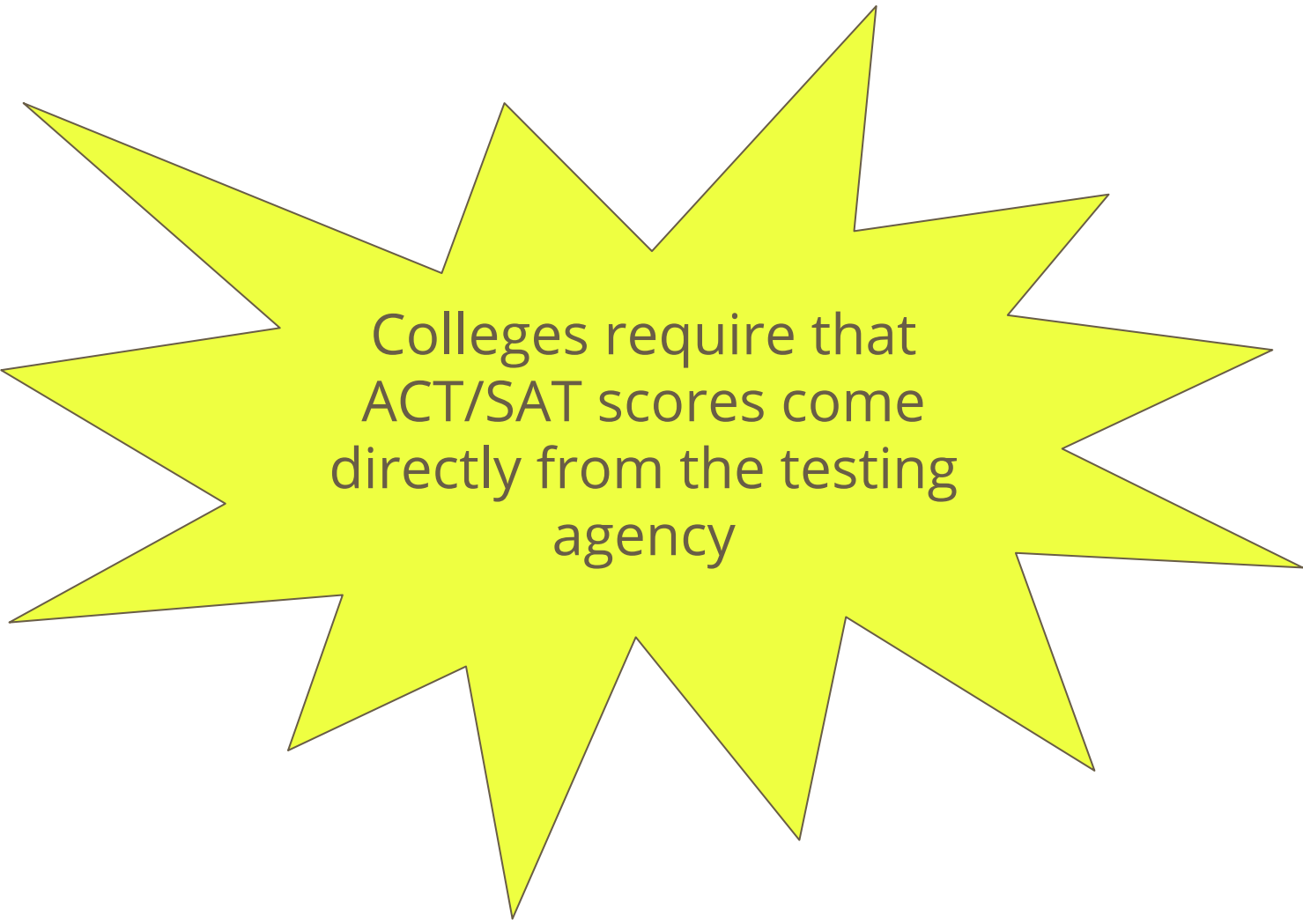
Step Four - Submitting an Application

Review carefully to make sure all sections of the application have been completed and check for errors -submit online.

- To request a transcript, go to Naviance, go to “Colleges I Am Applying To” and click “I have applied”

Before your transcript request(s) can be accepted, letters of recommendation must be in Naviance!

Watch deadlines!



Colleges require that
ACT/SAT scores come
directly from the testing
agency

There is no perfect
formula...



Essay including
words like lugubrious
and convalescence

Georgia
Tech

Application

Test Scores



Transcript/letters of rec.

Want help applying for
college financial aid?

Mountlake Terrace Financial Aid Night

Tuesday, October 10th
7:00-8:00
MTHS Theater

Financial Aid Quick Overview

- Fill out FAFSA or WAFSA... www.fafsa.ed.gov (not .com!)
 - Use your tax return info from 2016
 - List schools you might possibly attend

- Once you apply to college and are accepted, schools will send a Financial Aid Offer.
 - Your EFC--- Expected Family Contribution
 - Offer is usually a combo of grants, loans, work study.

Scholarships

Scholarship information is listed in Naviance, and on the Counseling and Career tab through the school website.

Complete the MTHS Counselor Nominated Scholarship Application and Foundation for Edmonds School District Scholarship. You will find many links to scholarships when you visit our website.

The most important source for financial aid for most students is the *FINANCIAL AID OFFICE* at the school they will attend.

Senior Interview

- Counselors will meet with Seniors one-on-one.
- Purpose: We want to know your post high school plans, share with you your grad status, and check to see if you are on track to graduate. We will learn about your student's post high school plans and answer any questions regarding post high school options, applying for college, scholarships, etc.
- This is required part of meeting your HSBP.

Thank you for coming!

Please feel free to stay after for more information on financial aid that will start in 10 minutes!